

# [BUG FIX] The computer lost the Show Desktop button on the Taskbar

If your computer suddenly loses the Show Desktop button on the Taskbar, follow TipsMake's instructions to find it again!

**To quickly return to the desktop, users can click the Show Desktop button in the lower right corner of the screen.**

To prevent others from seeing private content on the computer, we can temporarily return to the desktop when 'someone' passes by. There are many ways to do this. The most common way is to use the Show Desktop button in the lower right corner of the screen.

However, recently, many people have complained about the computer **losing the Show Desktop button on the Taskbar** . If you also want to know where the Show Desktop button went, this is the article for you.



## The reason why the computer loses the Show Desktop button on the Taskbar

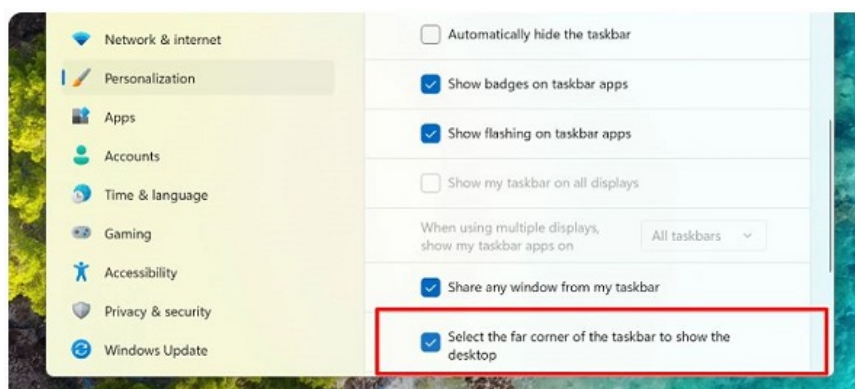
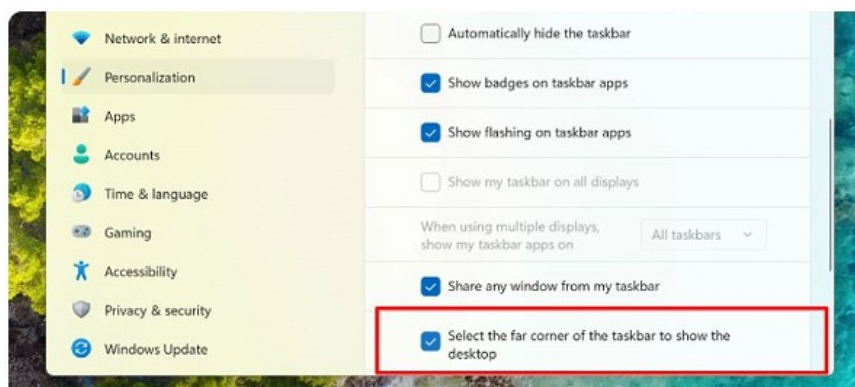
After updating to Win 11, many people have realized that the Show Desktop button has no wings but flies away. Although there are many other alternative methods. However, the disappearance of familiar features on the computer also makes many people feel uncomfortable. Rest assured, the Show Desktop button has not been removed. Instead, it's just hidden in the settings. And of course, this is the reason why you cannot see the Show

Desktop button in the familiar location.

## How to display the Show Desktop button on the Windows 11 Taskbar?

As analyzed above, the Show Desktop button is not deleted, it is just hidden. And if it is hidden, we will have a way to help it reappear. Below, I will show you how to turn on the Show desktop button in Win 11. Start your computer and get ready to follow my instructions!

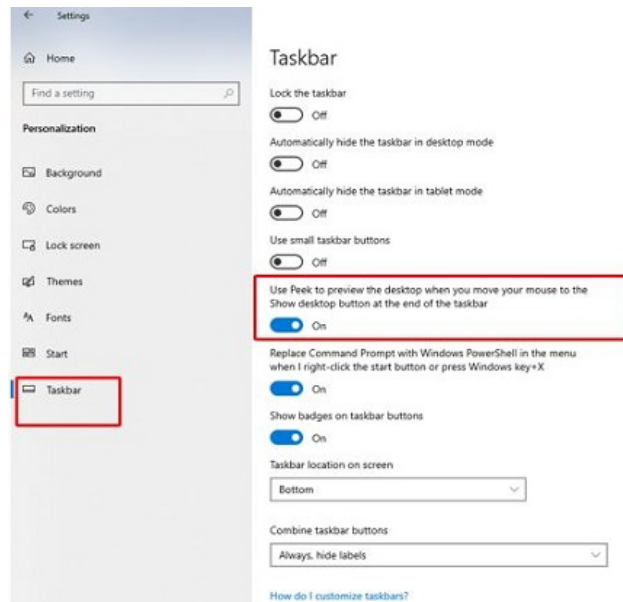
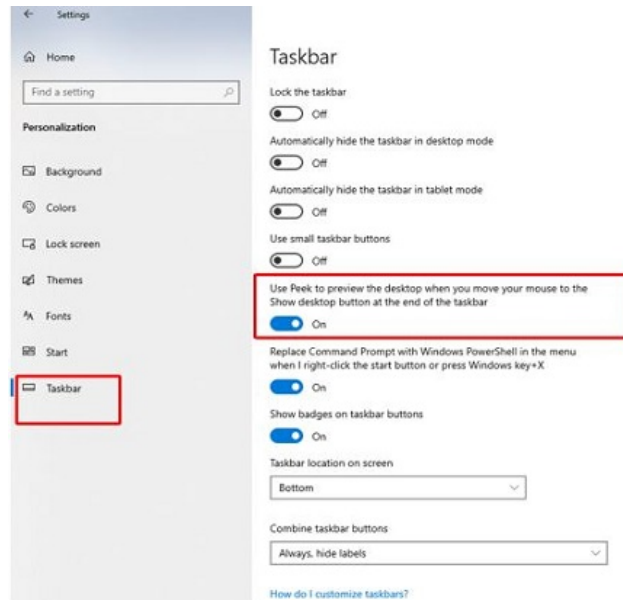
1. **Step 1** : Right-click on the taskbar and select **Taskbar settings** .
2. **Step 2** : Next in the **personalization** section , tick the **Select the far corner to show the desktop box** .  
Immediately, your favorite feature will appear on the screen again.



## Display the Show Desktop button on the Windows 10 Taskbar

In addition to Win 11, many Win 10 users also encounter the loss of the Show Desktop button. But even though they have the same symptoms, these two cases are quite different. If the Show Desktop button on Win 11 disappears, it is due to the operating system settings. On Win 10, this situation may be due to a software error or some other factor. If you cannot use the Show Desktop button on Windows 10, you can try this method.

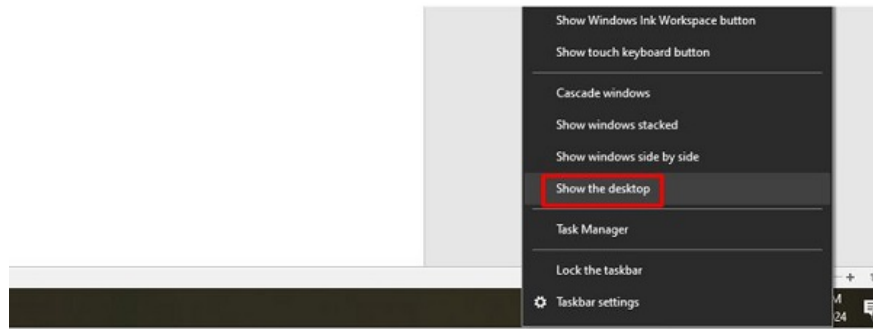
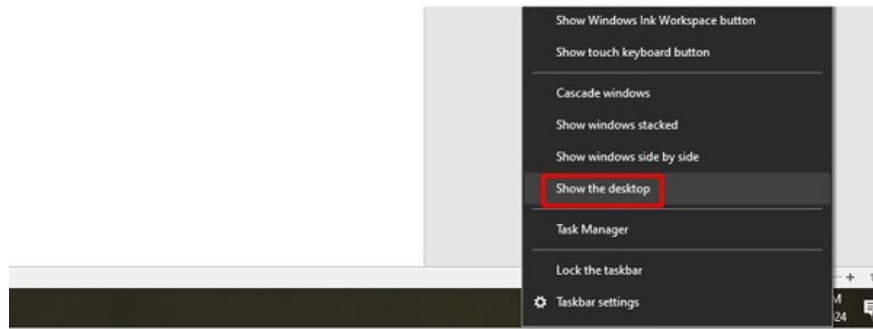
1. **Step 1** : Right-click on the taskbar and select **Taskbar settings** .
2. **Step 2** : In the settings window, find and tick the box **Use Peek to Preview the desktop**.
3. **Step 3** : Finally, try to see if you can use the Show Desktop button or not.



(This method will usually not be very effective. So if there really is no other way, you can consider installing Windows to solve the problem)

## Alternatives when the Show Desktop button is not available

In case you have tried following my instructions but still cannot use the Show Desktop button. Stay calm because there are actually many alternatives available to you. Specifically, you can press the **Windows + D** key combination to quickly return to the desktop. Or if you want, you can also right-click on the taskbar and select Show the desktop.



**The Show Desktop button disappearing will bring a little discomfort to computer users. However, I find this is not a big problem and you can completely handle it with one of the ways I introduced above.**

You finished reading the article "[BUG FIX] The computer lost the Show Desktop button on the Taskbar" edited by the [TipsMake](#) team. We hope this article has provided you with many useful tech tips and tricks. You can search for similar articles on tips and guides. Thank you for reading and for following us regularly.